

Application

AC-10 balancing dampers employ a single blade and are supplied standard with a manual locking quadrant for manual air control and balancing in low pressure and velocity applications.

Standard Construction

Frame: 2" × 22 ga. (51 × 0.85) galvanized steel.

Blades: 22 ga. (0.85) galvanized steel — single square/rectangular.

Axles: 3/8" (10) square plated steel.

Bearings: Synthetic

Control Shaft: 3/8" × 3" (10 × 76) square drive axle with manual locking quadrant for field installation.

Minimum Size: 6" × 4" (152 × 102)

Maximum Size: 36" × 12" (914 × 305)

Options

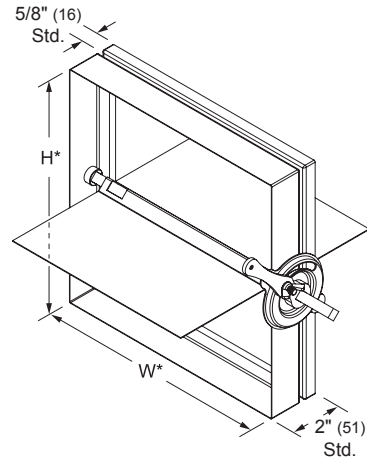
- Factory installed 6" (152) long integral sleeve.
- Alternate 20 ga. (1.0) blade (includes 20 ga. (1.0) frame).
- Quadrant standoff bracket — for insulated duct:
Depth: 1" (25) 1 1/2" (38) 2" (51)

Ratings

Maximum System Velocity: 1500 fpm (7.7 m/s)

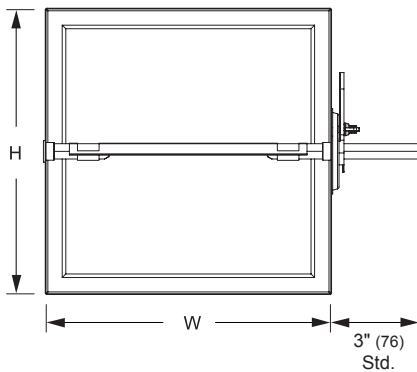
Maximum System Pressure: 1 in. wg (0.25 kPa)

Temperature: -25°F to 180°F (-32°C to 83°C)

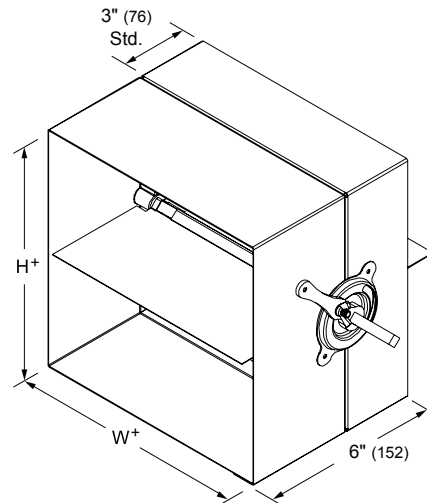


Model **AC-10** (standard)

*Damper dimensions furnished approximately 1/4" (6) undersize. (Manual locking quadrant supplied loose for field installation.)



Front View



Sleeve (optional)

*Damper dimensions furnished approximately net O.D. (Manual locking quadrant factory installed.)