

Application

The EJ-645 extruded aluminum louver is designed for intake and exhaust application where protection against water infiltration is not critical. The EJ-645 is well suited for special shape applications and is available with hidden mullions for a continuous blade appearance of multiple section assemblies. The EJ-645 is available in a wide array of anodized and painted finishes including custom color matching.

Standard Construction

- Material:** Mill finish 6063-T5 extruded aluminum.
- Frame:** 6" deep × 0.081" thick (152 × 2) channel.
- Blades:** 45° × 0.100" thick (102 × 3) J-style.
- Screen:** 1/2" × 0.063" (12.7 × 1.6) expanded and flattened aluminum.
- Mullion:** Visible.
- Minimum Size:** 4.5" × 10" (114 × 254)
- Maximum Size:** Single section: 60" × 120" (1524 × 3048)
 120" × 60" (3048 × 1524)
 Multiple section: Unlimited

Options

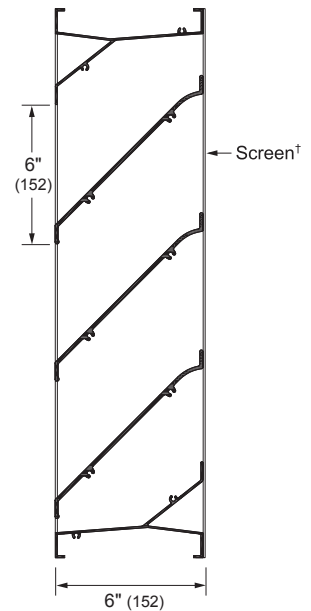
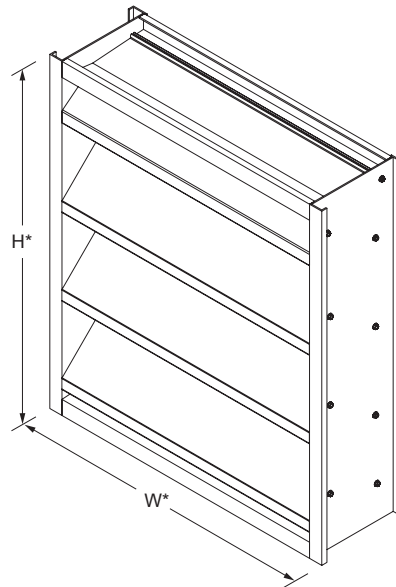
- Factory finish:
 - High Performance Fluoropolymer - 100% resin Newlar®/ 70% resin Kynar®
 - Baked Enamel
 - Clear or Color Anodized, Class 1
 - Prime Coat
- Hidden vertical mullion for continuous blade appearance.
- 1 1/2" (38) flange frame.
- Heavy duty 0.125" (3) construction.
- Welded construction.
- Alternate bird or insect screens.
- Insulated or non-insulated blank-off panels.
- Filter racks.
- Hinged frame.
- Head and/or sill flashing.

Ratings

Free Area: [48" × 48" (1222 × 1222) unit]: 8.0 ft² (0.74 m²)
 50.0%

Performance @ Beginning Point of Water Penetration

Free Area Velocity: 800 fpm (4.06 m/s)
Air Volume Delivered: 6,416 cfm (3.03 m³/s)
Pressure Loss: 0.10 in.wg. (25 Pa)



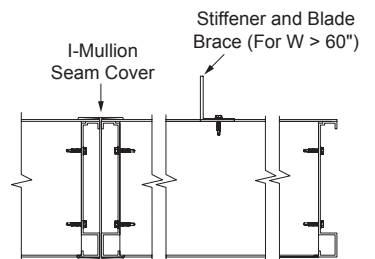
Model **EJ-645**

(standard)

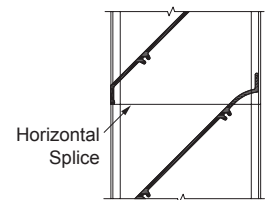
*Louvers dimensions furnished approximately 1/2" (13) undersize.

Vertical Section

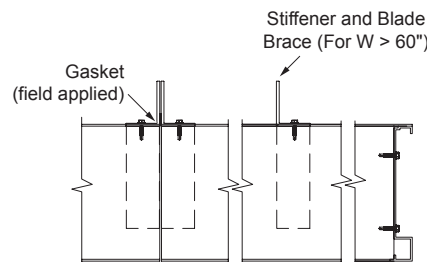
†Screen adds approximately 3/16" (5) to louver depth.



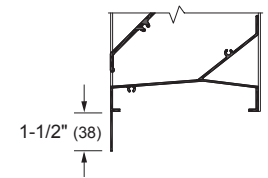
Visible Vertical Mullion
(standard)



Horizontal Mullion
(standard)



Hidden Vertical Mullion
(optional)



Flange Frame
(optional)

Extruded Aluminum Louvers **EJ645** (1/1) January 2010