

## Application

RCS-10R control dampers employ a single round blade and an integrated screw-drive assembly for remote cable operated manual air control and balancing in low pressure and velocity applications.

## Standard Construction

**Frame:** 6" × 22 ga. (152 × 0.85) galvanized steel.

**Blades:** 22 ga. (0.85) galvanized steel.

**Axles:** 3/8" (10) square plated steel.

**Bearings:** Synthetic

**Control Shaft:** 3/8" × 3" (10 × 76) square drive axle with a control arm/screw-drive assembly installed on a stand-off bracket attached to the damper.

**Remote Control Cable Assembly:** 5/32" Ø × 36" long (4.0 Ø × 914) cable with 3/16" (4.8) allen hex-head drive, 2" (51) wide steel mounting bracket, 19/16" × 1 1/2" long (24 × 38) round plastic tube and plastic finishing plug.

**Minimum Size:** 4" Ø (102 Ø)

**Maximum Size:** 24" Ø (610 Ø)

## Options

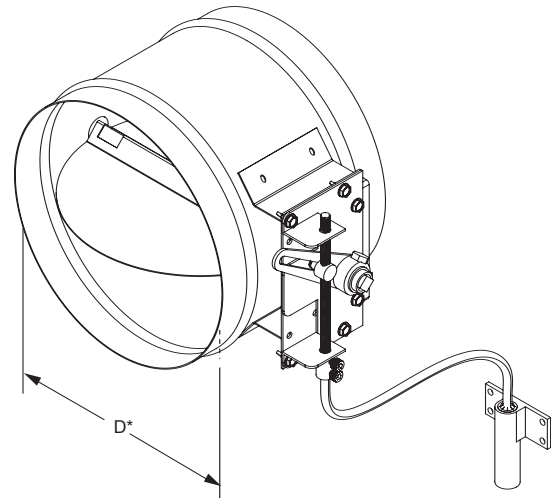
- Alternate frame:
  - 20 ga. (1.0)
  - Length:  8" (203)  10" (254)  12" (305)
- Alternate blade:
  - 20 ga. (1.0)  16 ga. (1.6)
- Additional cable length:
  - \_\_\_\_\_ inches
- Hex tool handle:  'L' shaped, Std.  'T'-handle
- Nickel plated steel finishing plug.

## Ratings

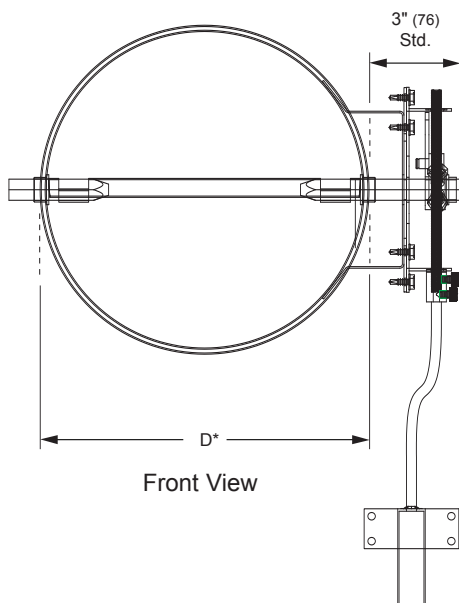
**Maximum System Velocity:** 1500 fpm (7.7 m/s)

**Maximum System Pressure:** 1 in. wg (0.25 kPa)

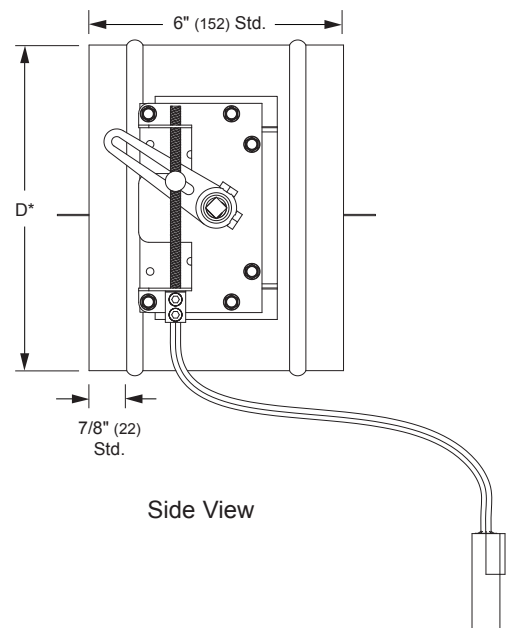
**Temperature:** -25°F to 180°F (-32°C to 83°C)



Model **RCS-10R**  
(standard)



Front View



Side View

\*Damper dimensions furnished approximately 1/8" (3) undersize.

Information is subject to change without notice or obligation.

**NOTE:** Dimensions in parentheses ( ) are millimeters.